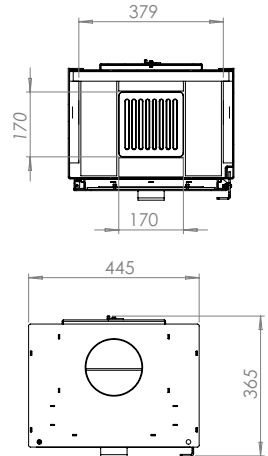
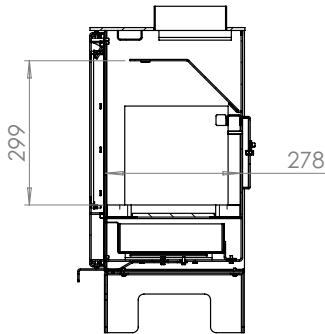
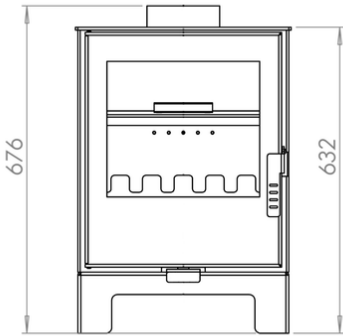




| | |
|-----------------------------|---------------------|
| Output Range | 5-9kw |
| Nominal Efficiency | 76% |
| Fuel Type | Wood |
| Consumption | 2.2kg/hr |
| Flue ø | 150mm |
| Flue exit | Top |
| Measurements (WxDXH) | 445x365x676mm |
| Weight | 47kg |
| Firebox | Steel & vermiculite |
| Finish | Steel |
| Ash tray | Yes |
| Airwash | Yes |
| Warranty | 1 year |



*Unit of measure and model dimensions may vary. E&OE.